

STEP 1 - PRINT THE QR CODES

Cut each QR code out and stick them around your house and in your garden.

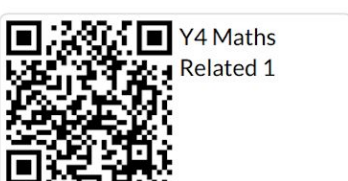

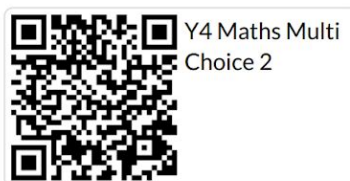

(not the game code)

-Each game should last round 30-40 minutes

-Tip! If you want to challenge your child, place the QR codes in a tricky place to find OR try a different year group game

-Why not get cryptic and give your child special clues?

Such as: "This is where we hang our coats." = Coat rack





Y4 GK Multi
Choice 1



Y4 GK Multi
Choice 2



Y4 GK Multi
Choice 3



Y4 GK Multi
Choice 4



Y4 GK Related 1



Y4 GK Related 1



Y4 GK Guess 2

STEP 2 - SCAN YOUR GAME QR CODE

Now that you have downloaded the app from our website, follow these instructions:

Tap New Game in the app

Tap QR code in the app (camera opens)

Scan the Game QR code and wait for the game to download

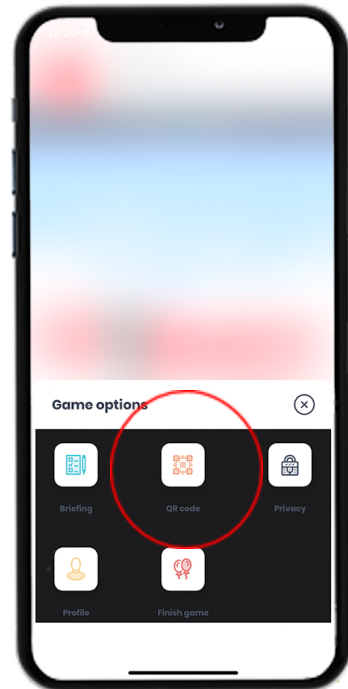


STEP 3 - GET READY TO PLAY!

Type your player name when prompted and wait for the game to start.

STEP 4 - PLAY CLUEGO LEARN

Tap the green button at the bottom of the app screen and select 'scan QR code'.



Tell your child to hunt for the QR codes. As soon as they find a code, scan it on the device and answer a question or complete a task.

It's against the clock so don't run out of time answering the questions or completing the tasks.

Your score is displayed at the top of the screen and top scores will be updated on this webpage.

PLEASE PLAY SAFE!

Please be aware that you and your children are playing this game at your own risk.

We hold no responsibility for injury to players whilst using our app.

Please only play our game in safe areas and be aware of your children at all times.

**PLEASE BE AWARE THAT THIS IS A
FREE SERVICE.**

THERE IS NO TECH SUPPORT